Family Life

Merit Badge

1. Prepare an outline on what a family is and discuss this with your merit badge counselor. Tell why families are important to individuals and to society. Discuss how the actions of one member can affect other members.

Lesson Ideas and Suggestions:
Have the scout use the family picture cards to outline what a family is and looks like. Scouts could use personal pictures of their family members to create a visual family tree.

Scouts can use the home, food, love, teaching, and safety images to tell how families provide children and individuals with certain comforts and securities as they grow and develop. The scout can also use the respect and good manners images to tell how families help society by teaching their children good values.

Ask the scout questions about how they feel regarding certain actions family members make. The scout can use the emotion cards to answer the questions.

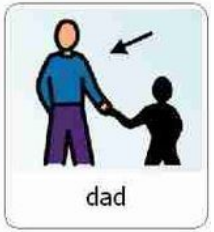

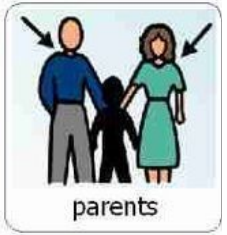

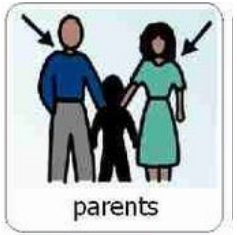



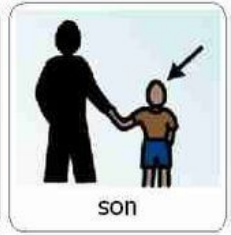

A Family

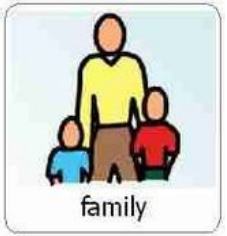

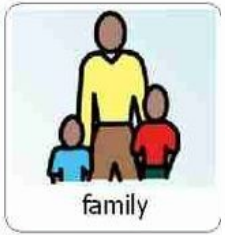

Boardmaker images

Respect

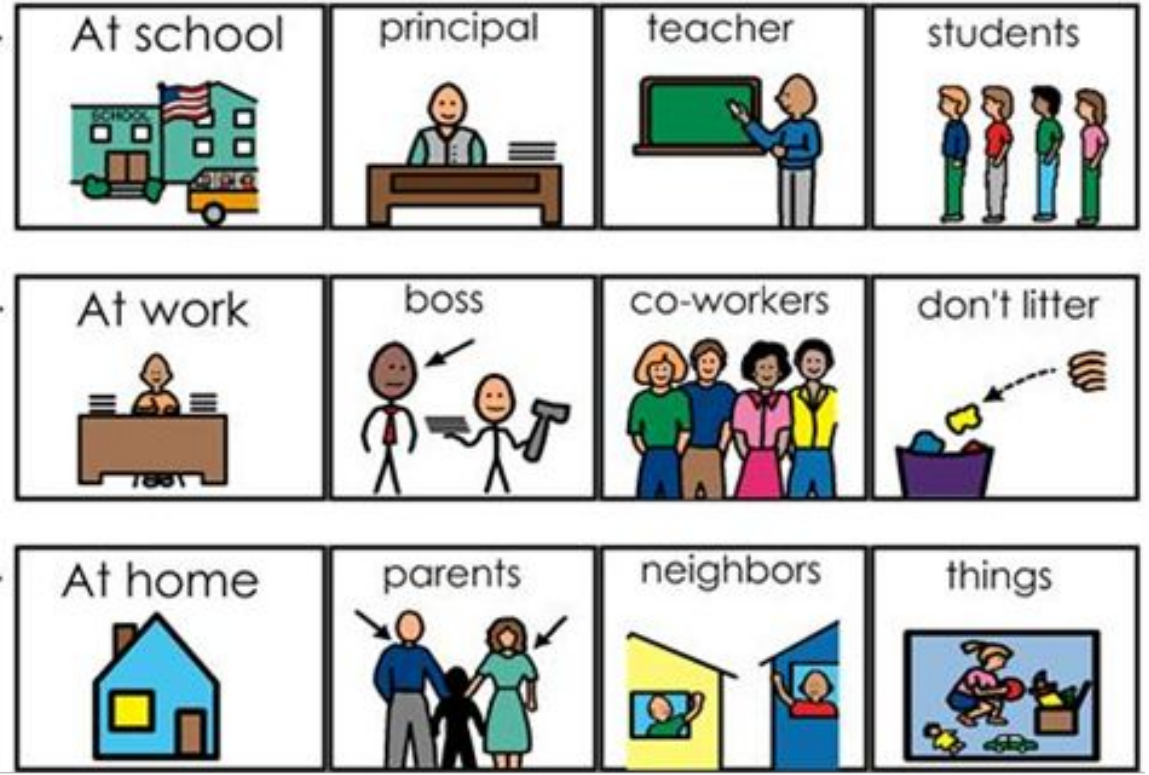
At school
principal
teacher
students
At work
boss
co-workers
don't litter
At home
parents
neighbors
things

Good Manners



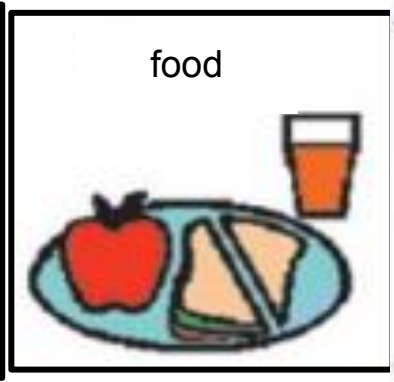





SAFETY ZONE

2. List several reasons why you are important to your family and discuss this with your parents or guardians and with your merit badge counselor.

Lesson Ideas and Suggestions:
Ideas for reasons why you are important to your family can be thought of by thinking about things you do for your family on a daily basis, thinking of the chores you do for the family, or thinking about how you make your family happy or comforted. Ask your parents/guardians, siblings, grandparents, other relatives why you are important to them.
Examples: You are important because your family loves you. You spend time together. You laugh, play, and enjoy each others company. You make other people in your family happy. You do chores around the house and yard. You take care of family pets.

Match the pictures to sentence strips.
You could use the pictures of different members families to list something each family finds important about you. Example: Mom thinks I'm important because she loves me. Put picture of mom over picture of heart of love. Etc.
Create sentence strips and have scouts complete them using the pictures that show why they are important to their family. "I'm imporant to my family because…"

Love





publicdomainvectors.org



publicdomainvectors.org

make bed

set table

clean up toys

feed pet

put dishes in

take dishes out

wash dishes

sort laundry

carry laundry

sweep

vacuum

take out trash

Boardmaker images

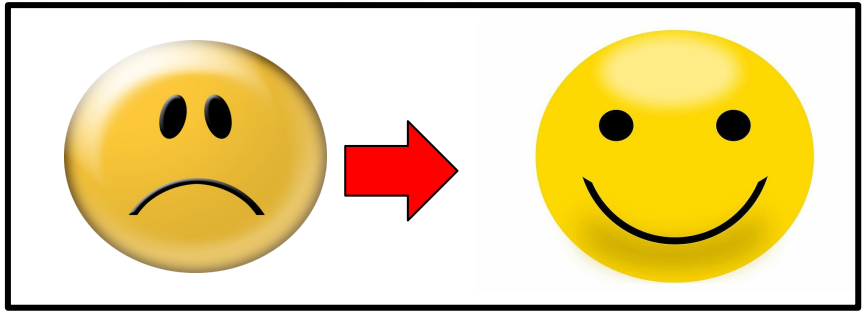

VectorStock®
VectorStock.com/28909649

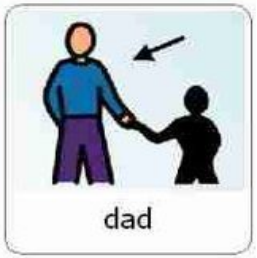

Play games together

Help with chores

Take care of the animals.

Help out in the yard.

Spend time together.

Love each other.

Make each other happy.

3. Prepare a list of your regular home duties or chores (at least five) and do them for 90 days. Keep a record of how often you do each of them. Discuss with your counselor the effect your chores had on your family.

Lesson Ideas and Suggestions:
Use pictures showing different types of chores that can be done around the house. (General cleaning chores, meal preparation, pet care, yard work, room care, etc.) Have the scout pick at least five picture chores to create a list for them to create a chart with.

On the chart or calendar the scout created they can make a mark (place a sticker, write a check-mark, etc.) each day they complete a chore. Different styles of stickers could represent different chores or stickers could be placed next to words/pictures of chores.

The Scout can use picture symbols to tell how the chores helped the family or how the doing the chores made the parents/guardians happy or grateful.

make bed

set table

clean up toys

feed pet

put dishes in

take dishes out

wash dishes

sort laundry

carry laundry

sweep

vacuum

take out trash

Boardmaker images



4. With the approval of your parents or guardians and your merit badge counselor, decide on and carry out a project that you would do around the home that would benefit your family. Submit a report to your merit badge counselor outlining how the project benefited your family.

Lesson Ideas and Suggestions:

Scout, talk with parent/guardian about projects that need completed around the home. Scouts, complete a project around the home that would benefit your family. Families are different. No family has the same needs. Projects need to be something that benefits the family. What is something that would be helpful to other members of your family?

Project ideas may include, but are not limited to: home cleaning or organization (clean/organize garage, basement, attic, etc.) gardening, create something for useful for the family, create a family emergency plan, repair something the family uses that has been worn down or broken, etc.

Take pictures of the project to use for the report that needs to be submitted.

5. Plan and carry out a project that involves the participation of your family. After completing the project, discuss the following with your merit badge counselor:

(a) The objective or goal of the project

(b) How individual members of your family participated

(c) The results of the project

Lesson Ideas and Suggestions:

Talk with your parent/guardian about projects that can be done together around the home, in the community, for a neighbor, etc. Complete the project with your family.

In addition to some of the projects mentioned in Requirement 4, Scouts and families could look for projects in their community, collect good-condition items to donate to those in need, help prepare a family event, make records/scrape books of family traditions, etc.

Take pictures of the project to use for the report that needs to be submitted. Scout ask your parent/guardian about the project and use their answer as part of the report. Make a list of all the members of the family who participated and how they participated. This could be done with pictures taken during the project.

6. Do the following:

(a) Discuss with your merit badge counselor how to plan and carry out a family meeting.

Lesson Ideas and Suggestions:
Create and review a visual schedule of what a family meeting would look like.

Using a visual calendar and cards of different times, have a scout pick a time and date to ask their parents/guardians when they would be able to have a family meeting.

Scout can use family picture cards, time cards, or day cards to indicate when they plan to have the meeting. Pictures cards can be used to choose which topic will be discussed at a family meeting.

Plan who will be at the meeting and where the meeting will take place.

6. Do the following:

(b) After this discussion, plan and carry out a family meeting to include the following subjects:

(1) Avoiding substance abuse, including tobacco, alcohol, and drugs, all of which negatively affect your health and well-being

(2) Understanding the growing-up process and how the body changes, and making responsible decisions dealing with sex*

***This conversation may take place with only one or both of your parents or guardians.**

(3) How your chores in requirement 3 contributed to your role in the family

(4) Personal and family finances

(5) A crisis situation within your family

(6) The effect of technology on your family

(7) Good etiquette and manners

Discussion of each of these subjects will very likely carry over to more than one family meeting.

Find credible online resources for families and the scout to use to discuss the topics

Lesson Ideas and Suggestions:

7. Discuss with your counselor your understanding of what makes an effective parent and why, and your thoughts on the parent's role and responsibilities in the family.

Lesson Ideas and Suggestions:
Using the pictures in the module scouts can make a poster displaying what effective parenting looks likes. Counselor can ask yes/no or wh- questions about why the scout chose these aspects of effective parenting. If scouts are non-verbal yes/no cards can be made or scouts can use signs or eye-gaze.
Effective Parenting Traits: seeing to the needs of a child: food, shelter, health, finances, love. Implement rules to provide guidance, structure, good boundaries, and expectations. These will help children feel safe, secure, cared for, and loved. Teach academic, leisure, and social skills to prepare children with skills for the future.

Talk about different parental responsibilities. Given a picture/pictures of their parent(s)/guardian(s), the scout can sort pictures of different parental responsibilities to the parent/guardian who shares a role in fulfilling that responsibility. Placing the same picture under both would be acceptable if both parents/guardians share the responsibility. (Will look different for each family, adapt as needed. Example: single parent homes, grandparent(s) have a role in raising the youth, etc.)


home

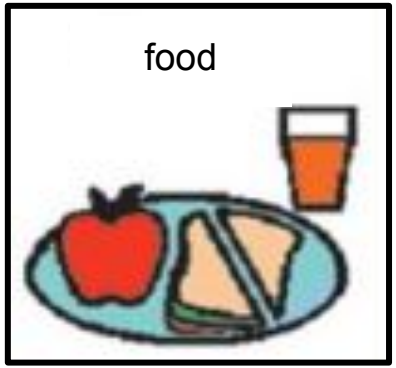
food


love

RULES


?
?
empathy